


Great Lakes Crested Club



Volume 1 Issue 3 October 2020

**Newsletters will be the 1st of
January, April, July, October.
Submission of articles should
be the month prior.**

Jimmy Parker
1742 S.Co.Rd 591
Tiffin Ohio 44883
419-303-3009
Parker.718@osu.edu


Matt Creed
3201 East Woodsmall Dr
Terre Haute, In 47802
812-236-0525
mattcreed1@aol.com

Ramblings from Ohio by Jimmy Parker

Greetings from Ohio. It has been one crazy year and an even crazier start to my school year. I have learned how to teach remotely and have decided, well, it sucks! Trying to explain new concepts to third graders is more of a challenge than you would think. We have been in a hybrid situation where the kids are split into two groups and each group only comes twice a week. We are currently planning full time school starting October 20th. So maybe a week, month, or the rest of the year of normalcy? I'm not going to hold my breath. I am thankful to be working as I know several people that have lost their jobs. I do try to find time to sit and observe my birds as my brain break from the craziness around us. I hope you all are finding mental breaks during these trying times too.

My birds did rather well for me this year. I focused on the Houdans and a Sultan project. I had a lot more luck with the Large fowl than in my Bantams this year. My goal for this next year is to have brooder boxes to keep the birds off the floor until 6 weeks of age. I'm also going to stagger my hatches so I have all bantam and all large fowl hatches. This will help with the poor little bantams from getting ran over. I have again read on the internet that I am referred to as a collector. Not sure if that is good or bad, but all I know is that I am doing what I love. We should all be. I never have followed the crowd when it comes to my birds. Yes, I know it I would go down to a few colors that they would improve greatly, but what's the fun in that? So, I guess I am a collector. I am satisfied in knowing that I've also keep lines going that have disappeared elsewhere. I look forward to a few shows in 2021 with some good friends especially in Frankenmuth. It's a great little German town. They have a polka festival and the tents around the area are filled with music, drink, and delicious foods. Be there! I did stop a couple projects as they were sucking the life blood from me. But, I also replaced them with a couple newer projects that I will unveil in the fall shows.

Now onto club business. I have had the privilege of going to other breeders houses and evaluating their stock. These times have been very gratifying as there isn't much better than sitting around talking about birds. It is times like this that information can not only be seen but passed around. As I have looked at these flocks and handled the birds, I have noticed one very big discrepancy with the birds. Size. Size does matter when you are showing birds. Several farms I have been to have little to absolutely no other breeders close by. Let alone someone to show against. When they do show they have to battle against birds hatched at Cackle, McMurrey, or even Ideal Hatcheries. It is easy to walk away from these shows beating your chest looking for the next show to get another BB with birds that are not quite up to the standard. Or getting DQ's and not understanding why. I own a standard as well but there is nothing like looking at birds and discussing the good and bad points, and doing so with a



Great Lakes Crested Club

breeder that has had the stock for some time.

When I get time, I like to look through some Facebook sites and I see postings of birds all the time with stock that may have the correct coloring but again they are small. It is at these times that I believe a club is very crucial for the chicken breeder, whether for the novice or veteran breeder. I believe this club definitely accommodates the group that likes to show their Crested fowl in the show halls. I also love that the leaders won't ridicule member's birds as we are appreciative that you love them. I personally have no problem if you have a flock of small birds that couldn't win a show as long as you are doing what you like. I love when members send pictures and videos to the leaders of the club to evaluate. I know my love of the crested breeds started with hatchery stock and then evolved over time. But that is exactly what a club should be around for. We don't want your money, we want your enthusiasm for the breeds we represent. With this being said, I had two thoughts come to mind. First, the club is going to start promoting the 2021 National which will be held in Columbus the second weekend in November. I know, I get chills thinking of an actual show with actual birds. This should be a huge show and it is central for the Great Lakes area. So mark your calendars. Also as stated above, come to Frankenmuth as well! Let me know what shows you are going to so we can send out a meet sheet.

Secondly, we as a club want to get together and compare/trade/sell/buy Crested breeds, we are thrilled to announce the start of "Crest Fest". Our plans are for next year at a date to be decided. Late summer, early fall. We are thinking of holding it in Ohio as there are a large numbers of breeders in the surrounding states. Initial thoughts are to have it at my house. We can set up a tent and I have access to show cages from the local fair. So we will see if there is any interest. We will have a lunch and then it's a Crest Fest. Ideas have floated around to use this as a place to compare/trade/sell/and buy birds, plus we thought about a show as well. The old CFFA (Crested Fowl Fanciers Association) club did this pre 1960's. They would bring well over 300+ birds to show alone. During the Crest Fest, we can get together and evaluate birds, see what needs done in an environment that is conducive to a free exchange of knowledge where there is no judgement of what is seen, rather it will be a place to learn and make lifelong friendships. I would LOVE feedback on this so we can make this a yearly event we can all look forward to. Please get in those thoughts and ideas! ASAP. Remember this is your club and I personally value and appreciate hearing from the membership.

These two events are what will make this club stand out among the others not to mention the committee members welcome all those that raise these fantastic birds.

We furthermore want to put out a directory in January to help out the enthusiasts in obtaining stock or just finding out who is in their area. Not only that, but we would like to start doing a census on breeding stock to see how the different varieties are doing. For example, I did hatch out around a hundred Mottled Houdans. But I am keeping 6 males and 23 hens for next season. So I would report just the breeder birds that I keep over for the following season. We would love to do this yearly and will be a part of a LARGE January newsletter. Look for more information on this later in the newsletter.

I believe that is all I needed to touch on at this point. The committee members are excited about what is happening and we want to hear from you as well, so please get in touch with us if you have any questions at all. Until next time, this eggs been laid.



Cryar's Corner: A Judges perspective.



Glen Cryar

Breed Type and Using the Standard of Perfection as a Guide


-Jonathan Patterson APA/ABA Licensed judge


I was asked by Mr. Jimmy Dean Parker to write an article for this edition of the club's newsletter. I have been thinking about topics for a week or so. First, I thought I would talk about crests, but I believe Matt Lhamon covered that last time. Then I thought, maybe an article about conditioning... well, I raised White Crested Blacks for two years and found that conditioning a Polish is nothing like conditioning a Wyandotte! So, I thought I would cover something that I feel a lot of people struggle to grasp. Whether it's newcomers to the hobby or even some seasoned show and breeder veterans the most common and misunderstood topic is probably TYPE.

While a lot of what I'll cover on this topic can be spread among other breeds and species, I still feel TYPE is the absolute most important thing to evaluate in a flock of Standard Bred poultry. While on the topic I will try to address some things that are specific to Polish, but I hope you can take this and use it on your other breeds too.

What is TYPE? To me, it's the silhouette picture of a breed as illustrated in the American Poultry Association Standard of Perfection and the American Bantam Association. If I can be more specific, I prefer the A.O. Schilling pictures. If you look closely at all three sources' pictures (ignore the color) and focus on the silhouette, they are all the same! That is breed TYPE. Now, there are a lot of words that describe what you are seeing, and not seeing, in the picture. These words are to help you understand the things you are seeing such as: Legs: Lower thighs medium in length. Shanks-Medium length. If you compare this to other breeds you might read: Lower thighs and shanks-moderately long. In this example we are comparing Polish to Leghorns, respectively. So if I used those descriptions, it's easy to surmise that a Polish should be shorter legged than a Leghorn. Here is another example; For Polish: "Back-Straight, wide across shoulders the shoulders and tapering to tail." If you compare that to a Wyandotte, you will read; "Back- Medium in length, broad its entire length, flat at the shoulders." This implies that a Wyandotte should be as wide through the tail as it is in the shoulders. In a Polish the tail will be closer together because the body narrows as it reaches the tail.

Some of the best breeders I know have the Standard pictures laminated and posted on the wall somewhere in their house, barn, garage, etc. They know that if that image is burned into their mind that they will be able to match their prospects to that silhouette. Then, once type is established





the breeder will start combing over the finer points such as eye color, shank color, color pattern, etc. The Standard is there to guide you with those characteristics. Many times we tend to read the description for the breed we raise and never look at the scale of points. If you are raising parti-colored varieties there are illustrations that show the proper pattern. If you are having trouble understanding how important certain traits are, then look in the front of your Standard under “Cutting for Defects”. This will help you put emphasis on certain traits and qualities, disqualifications and defects. So I

think it’s a good reminder to go back and look from time to time. We are all guilty as breeders AND judges for putting a little too much emphasis on something such as crest size or shape, but that is where the scale of points and cutting for defects helps keep us on track. Just remember the word “balance”. I can’t find anywhere in the Standard where the word “balance” is used, but I look at the scale of points as a literal scale. If we put too much emphasis on crest size, but loose tail length we have lost the “balance”. If we focus on depth of body and loose our leg length, we’ve lost “balance”.

I hope this is useful for someone at all levels of the hobby. I get the thrill of judging all across the country and talking with breeders and exhibitors from all walks of life. Some are first time show goers, and some have several decades of experience. Many of the conversations and confusion when it comes to judge’s selections or breeders selecting their keepers revolve around type and the emphasis we put on the written words and the scale of points. Get familiar with your breed Standard and don’t be afraid to go back and look at it from time to time. I’ll see you in a show hall soon.

I enjoyed reading the newsletter! Thank you!

I was just talking with another breeder today about name dropping when buying birds from a reputable breeder. My opinion is that once you hatch and raise a single group from the adult birds you have, they are your line. Because it is not just genetics that make a breeder's line their own, although that is a big part of it. Another factor is the experience of the breeder in selecting which birds to keep and which to cull. And also the ability of the breeder to correct for weaknesses

in their lines and/or improve their lines. The new breeder probably lacks those abilities and the birds will probably decline in quality until the new breeder gains those skills, if ever. Mistakes will be made. So, the new breeder can have all birds from a particular breeder with no outside genetics that will quickly not resemble what the original breeder's birds look like. There are probably some breeders horrified by having their names associated with poorly bred birds from their lines.

Personally, I may say that I got my birds from so-and-so, to give them credit, but I acknowledge the work I have yet to do. I have only been at this for 4 years, and I still feel like a beginner.

--Donna Sheckler





Great Lakes Crested Club

I.N.P.C.
News from abroad

THE INTERNATIONAL POLAND CLUB

The INPC was the brain child of Mr Luuk Hans the then secretary of the Dutch Poland Club, the main idea and intention was to bring clubs from all over the world together with a common aim of the conservation and breeding of the Polands.



THE FRIZZLED BEARDED POLAND BANTAM

By Hans L. Schippers

Fancy Fowl, June 1993

Introduction To create a new breed is in itself a challenge. To reach such a goal provides a great deal of satisfaction, but then to have it recognised in the Poultry Standard can only be described as a victory! Ingredients needed for such a venture include: the idea, the knowledge, the opportunity, the money and, most of all, the right character. Not many of us possess this combination. Once in a while one meets such a man and they are always very interesting.



Arie J. Boland with some of his birds.


One of these is the well-known Dutch

poultry breeder, Arie J. Boland, who created the Frizzled Bearded Poland bantam in Holland. It took him 15 years: 15 years and 20,000 (?) chicks later, the breed is recognised in the Bantam Poultry Standard in all varieties.

He added a fantastic and splendid new breed to the bantam poultry world and has now moved on to developing them in all large Poland varieties.

History At the root of this new breed are two well-known poultry breeds; the Bearded Poland bantam and the Frizzled Japanese. Because in the past Frizzled Poland's were mentioned several times, but had not been seen or shown in Holland for the last 80 - 100 years, inspiration had to come to Mr Boland from seeing a painting by the late poultry expert, judge,

artist and founder of the World Poultry Science Association. C.S. Th. van Gink. Mr Boland had an intuition, as a breeder of Poland's, that it must be possible to create a frizzled version. He began by using a frizzled variety from another breed. By coincidence in 1978 he found a long-legged, frizzled Japanese cock, with a smaller comb and tail than the standard that gave him the opportunity he was looking for. He crossed this male with a white, white-crested bearded Poland bantam hen, one of which proved to be infertile.



Next year he used a closely related Japanese female of the same type as the original Japanese male and obtained enough chicks to select further breeding stock from. Amazingly, these offspring still had some stiff feathers standing up just behind their combs.

These youngsters formed the foundation for his future-breeding programme. Genetically, he had many problems because he had to work on three different and difficult points:

The creation of a) crests, b) frizzled feathers and c) colour, plus achieving the right type of Poland bantam.

Another problem came in achieving the right leg and tail length. The Japanese type dominated for some time, but by rigorous culling from a large number of chicks progress was made. Obviously. The whole story is a long one, enough to describe, at this stage. How the inheritance of the crest and frizzle feathering behave genetically, as follows:

It is interesting to know that the original crested bird came from a cooler climate and the frizzled one from a hot one.

While creating the new breed. Mr Boland discovered some interesting points. For example:

In 1978. Immediately after starting his experiment, he found only some stiff feathers behind the comb and not basically crests.

In 1980, by pursuing genetic selection some 40-50 feathers appear in the form of some sort of crest.

1981 and still wattles appear in offspring as well as double combs but still no beards evident: but getting the right frizzling was no longer a problem. Japanese type still predominated, however.

1983 the type is now nearly perfect to the Poland standard in Black and White offspring. Mr Boland discovered that any normal feathered birds involved had to have the largest crests possible to reproduce the correct crest in frizzled offspring; smaller crests in normally feathered birds proved to be recessive.

Parents		cock:	
hen:	crested	impure crested	non crested
Crested:	100% crested	50% crested 50% impure	100% impure
impure-crested:	50% crested 50% impure	25% crested 50% impure 25% non crested	50% impure 50% non crested
non-crested:	100% impure	50% impure 50% non crested	100% non crested

Possible combinations for crossing over-frizzled, frizzled and normal feathers

Parents:		cock:	
hen:	over-frizzled	frizzled	normal
over-frizzled	100% over-frizzled	50% over-frizzled 50% frizzled	100% frizzled
frizzled	50% over-frizzled 50% frizzled	25% over-frizzled 50% frizzled 25% normal	50% frizzled 50% normal
normal	100% frizzle	50% frizzle 50% normal	100% normal

An international interest in Mr Boland's work began to take place in 1986 and he exported stock to Italy, Belgium, Germany and the USA.

From 1985 to 1987 birds began to be shown at the Dutch National and some regional shows. By this time over 1,000 chicks were being produced a year from which to select future breeding stock.

Between 1989 - 91 some varieties were recognised by the Dutch Poultry Standard. And in 1989 Mr Boland was visited by a group of 30 American poultry fanciers and breeders as part of a European study tour.

In 1992 all Standard colours of normal feathered Poland's i.e. White, Black, Blue, Buff, Silver, Gold and Cuckoo were also available and recognised as Standard Frizzled Bearded Poland bantams; a real victory for Mr Boland and a new and brilliant breed for others to enjoy.

* This article was credited to the Fancy Fowl UK By Mr Shipper.

* A superb dissertation on the famous frizzled Poland created in Holland by Ari Bolan

From Clare Beebe UK.




Hello everyone from Italy. This period of a health emergency has changed our lives. The positive side of all this turns out to be the return of nature and animals. Crested chickens are increasingly in demand in Italy and in the world. Many breeders have sent me invitations to select animals according to the reference standard. This results in high demand of beautiful animals, while preserving a genetic heritage of high value.



We are lucky enough to breed one of the most requested breeds of the moment, thanks also to our advertising and television work. For info, write to me at info@gallinapadovana.net

Dr. Andrea Pozzato www.gallinapadovana.net



MEMBER DIRECTORY

We would like to publish a yearly Member Directory and Stock Census every winter. Deadline to be included is December 1, 2020.

If you would like to be included, please submit the following information to Jimmy at parker.718@osu.edu. Please put "Directory" in the email subject heading.

Include the following.

~Name and your farm name if applicable


~Preferred contact information.

~Varieties/breeds of Crested kept. It is crucial to indicate other specifics such as large fowl or bantam, Brd or Non, etc. Please indicate if you sell eggs, chicks, young, or adults. Lastly, let us know if you ship or is it farm pickup.

Don't forget to include the birds you are holding for breeding next year. I know this is extra work but the results will be fascinating and at times shocking at how low numbers can be.

~Photo Shoot

It's always so cool to see photos of other folks' birds. So please get those cameras out and send us some pictures of your birds!



Editors note: No part of this issue maybe used without permission of the GLCC